



French Stitch




Start in the middle of your row with a straight up/down stitch.






Come up underneath the stitch, half-way down, and bring the needle up to the right of the first stitch.


Bring the thread over to the left of the stitch, and go back down to create a small horizontal stitch. Come back up at the tip of the first stitch, and back down again at the bottom of the first stitch.






Come back up in the middle, to the right of the first stitch, and bring the needle up in between the two longer vertical stitches, as in the picture.

Then stitch another horizontal, small stitch over the second vertical stitch (like you did with the first stitch).





Then play with the size of the stitches.

Being Ewe