



Lantern Stitch



Lantern stitch is a diamond shaped stitch.


Start by stitching a straight stitch which will form the top left side of your diamond.





Do another straight stitch at the opposite angle, so that the two stitches meet in the middle at the top.

Stitch another straight stitch vertically down from the middle.





Then stitch two more straight stitches – one inbetween each of the spaces.
Do the same again, this time mirroring the top of the diamond, to form the bottom of the diamond.



Then play with the sizes and the space between the stitches.



Being EWE