


## Basque Knot




Start in the bottom right hand corner, and bring your thread up to the top of the fabric.  
Next use your needle to pierce through the fabric down and back up again (see picture).  
You want your needle to go down and come back up again equidistant from your thread.

Then pull your thread through the fabric.




Bring your needle to the far side of the straight stitch, and thread your needle underneath it, back towards where your thread has come up the fabric.



Keeping your thread to the bottom of the stitch, start to thread your needle, right to left, underneath the top part of the stitch. **Don't pull it all the way through – see next picture.**



Before you pull your needle through, make sure that you are pulling the thread OVER your remaining thread.



Start your second stitch with the same down/up technique through the fabric, before repeating the steps above.

