



Rhodes Stitch



The Rhodes Stitch is a series of straight stitches that cross over each other in a certain order or pattern.


You can either imagine a square as in the picture above, or draw a box with an erasible pen. Start with a straight stitch from the top left corner of the square to the bottom right corner.





Next you'll be doing more straight stitches – moving right along the top of the square, and left along the bottom of the square.





When you've finished the stitches along the top/bottom, then carry on with the pattern, stitching down the right hand side, and up the left hand side.





Then play with this stitch – making the 'boxes' different shapes, for example.

Being LWE