



## Drizzle Stitch



Bring the thread up to the top of the fabric and remove your needle.

Put the tip of the needle into the fabric next to the thread





Tie a knot around the needle – bring the thread around the needle clockwise, over the thread where it comes out of the fabric, and then under the loop.

Pull tight (ish – not too tight, or you won't be able to get the needle through the knots).






Continue tying the same knot – you'll find it wants to curl around the needle as in the picture above.

Carry on tying the knots until you've reached the length that you would like the stitch to be.

Thread the needle, and pull the needle through the knots and through the fabric.





Being Ewe